

TECHNICAL DESCRIPTION

FEATURES

- 1.5 - 2.2 GHz
- LOW LOSS
- HIGH DIRECTIVITY
- EXCELLENT COUPLING ACCURACY
- SURFACE MOUNT
- TAPE & REEL AVAILABLE

APPLICATIONS

- DCS 1800 BASE STATION RF SUBSYSTEMS
- PCS 1900 BASE STATION RF SUBSYSTEMS
- MILITARY COMMUNICATIONS
- TELEMETRY



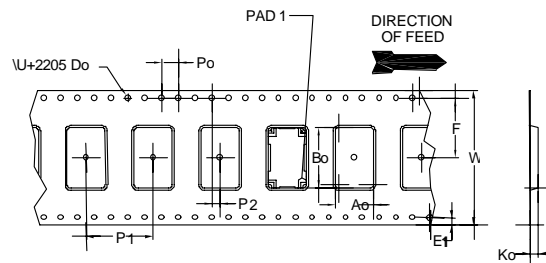
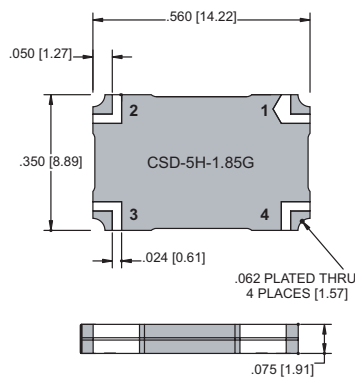
The Multi-Mix[®] CSD series provides a 5 dB coupling with low insertion loss, low VSWR, and high directivity. Accurate coupling factors make this series ideal for use in power amplifiers and RF signal distribution and processing equipment.

CSD-5 directional couplers are fusion bonded multilayer stripline devices. The fusion bonding process yields a homogeneous monolithic dielectric structure with reliability, ruggedness, and electrical performance that is superior to conventional adhesive bonding techniques.

GENERAL SPECIFICATIONS

FREQUENCY RANGE (GHz)	INSERTION LOSS (dB MAX)	MEAN COUPLING (dB)	VSWR (MAX, ALL PORTS)	
1.7 - 2.0	0.22	5.0 ± 0.4	1.20:1	
1.5 - 2.2	0.25	5.0 ± 0.5	1.25:1	
FREQUENCY SENSITIVITY (dB MAX)	DIRECTIVITY (dB MIN)	INPUT POWER (CW @ 1.2:1 LOAD VSWR)	RF INTERFACE	OPERATING TEMPERATURE
± 0.15	18	150	Leadless Surface Mount	-55° TO +85° C
±0.25	16			

PACKAGE OUTLINE / TAPE & REEL ORIENTATION



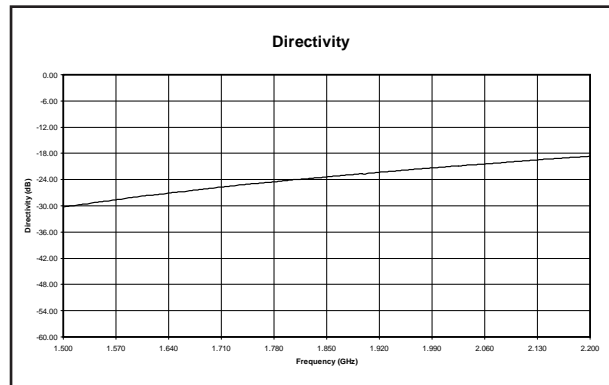
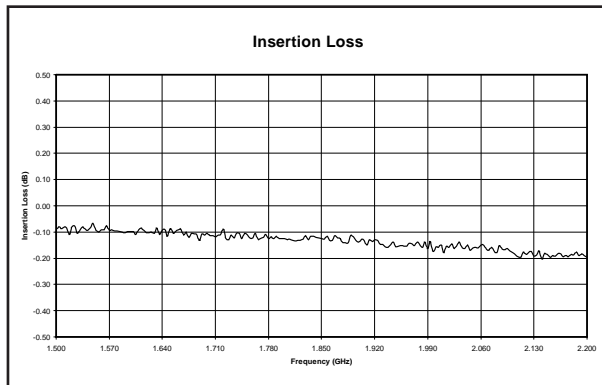
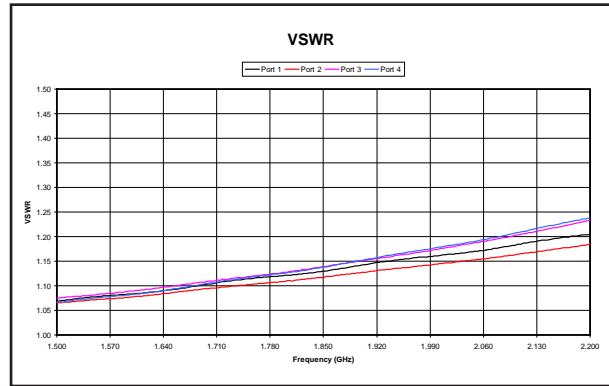
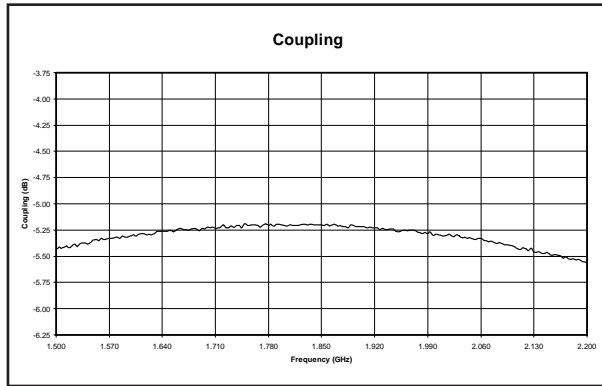
	W	P1	E	F	D ⁰	P ⁰	P2	A ⁰	B ⁰	K ⁰
ENGLISH	1.2598	0.6299	0.0689	0.5590	0.0591	0.1575	0.0787	0.3598	0.5697	0.0799
METRIC	32.000	16.000	1.750	14.199	1.500	4.000	2.000			2.030

THE MULTI-MIX MICROTECHNOLOGY[®] GROUP IS ISO 9001:2000 REGISTERED

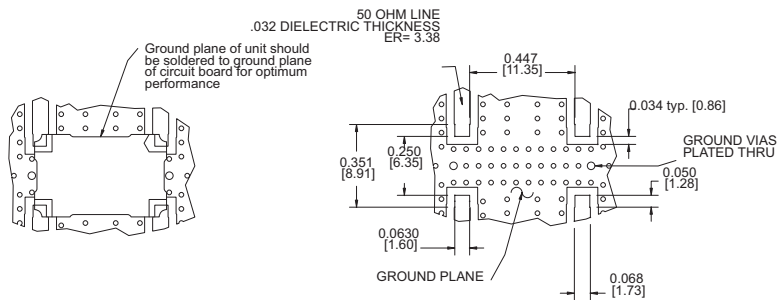


U.S. Patent 6,099,677 and other Patents Pending.

TYPICAL PERFORMANCE



MOUNTING CONFIGURATION



TRUTH TABLE

	1	2	3	4
1	Input	Output	Isolated	Coupled
2	Output	Input	Coupled	Isolated
3	Isolated	Coupled	Input	Output
4	Coupled	Isolated	Output	Input