

TECHNICAL DESCRIPTION

FEATURES

- 1.0 - 2.0 GHz
- LOW LOSS
- HIGH DIRECTIVITY
- EXCELLENT COUPLING ACCURACY
- SURFACE MOUNT

APPLICATIONS

- DCS 1800 BASE STATION RF SUBSYSTEMS
- PCS 1900 BASE STATION RF SUBSYSTEMS
- TELEMETRY
- GPS



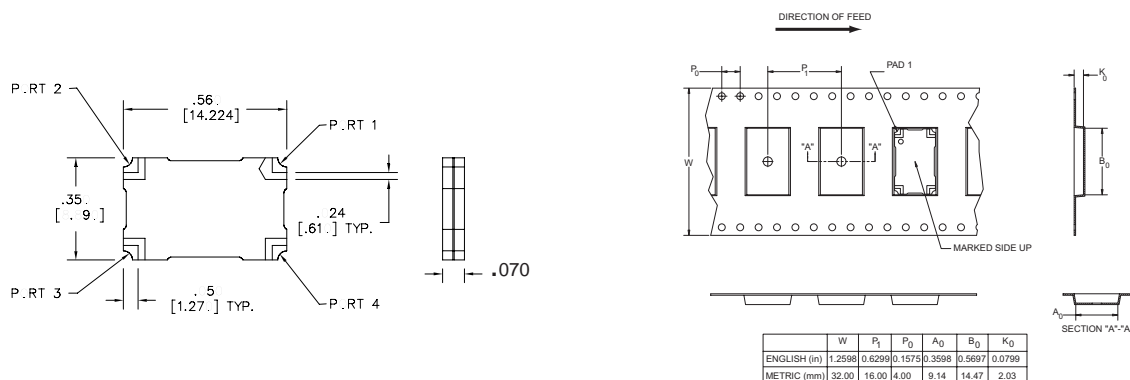
The Multi-Mix[®] CSD-10H-1.5G provides a 10 dB coupling with low insertion loss, low VSWR, and high directivity. Accurate coupling factors make this series ideal for use in power amplifiers and RF signal distribution and processing equipment.

CSD - 10 directional couplers are fusion bonded multilayer stripline devices. The fusion bonding process yields a homogeneous monolithic dielectric structure with reliability, ruggedness, and electrical performance that is superior to conventional adhesive bonding techniques.

GENERAL SPECIFICATIONS

FREQUENCY RANGE MHz	INSERTION LOSS (dB MAX)	MEAN COUPLING	VSWR (MAX, ALL PORTS)
1000 - 2000	0.25	10 ± 1.0	1.22:1
FREQUENCY SENSITIVITY (dB MAX)	DIRECTIVITY (dB MIN)	POWER (AVG. CW WATTS)	OPERATING TEMPERATURE
± 0.75	17	100	-55° - +85° C

PACKAGE OUTLINE / TAPE AND REEL ORIENTATION

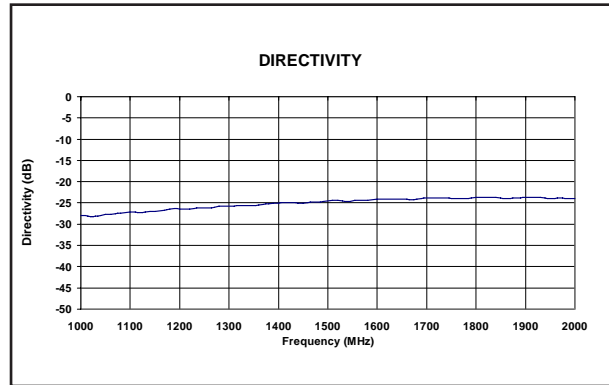
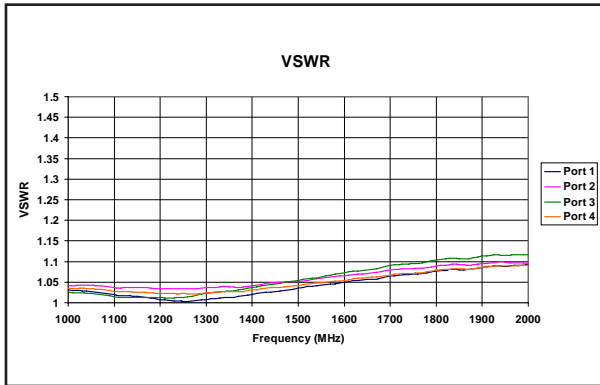
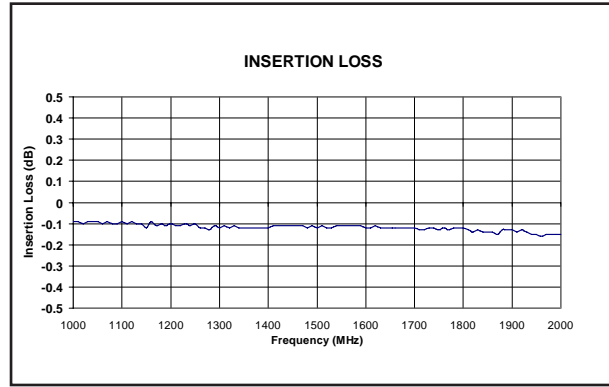
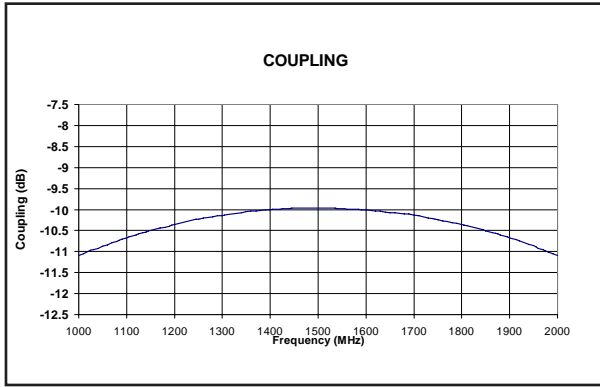


THE MULTI-MIX MICROTECHNOLOGY[®] GROUP IS ISO 9001:2000 REGISTERED

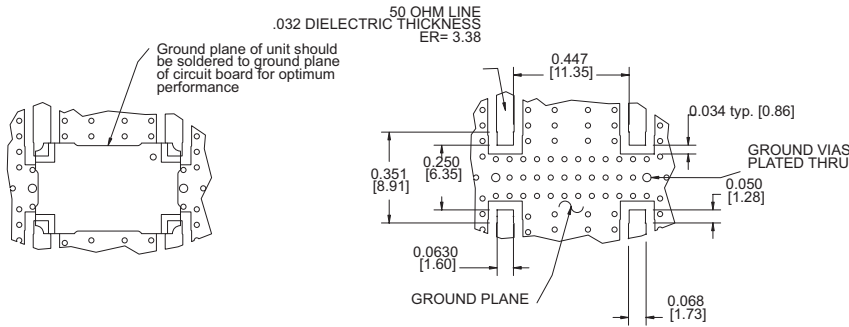


U.S. Patent 6,099,677 and other Patents Pending.

TYPICAL PERFORMANCE



MOUNTING CONFIGURATION



TRUTH TABLE

	1	2	3	4
1	Input	Output	Isolated	Coupled
2	Output	Input	Coupled	Isolated
3	Isolated	Coupled	Input	Output
4	Coupled	Isolated	Output	Input